



Black Creek Diversified Property Fund

Fact Sheet – Class S Share (ZDPFSX)

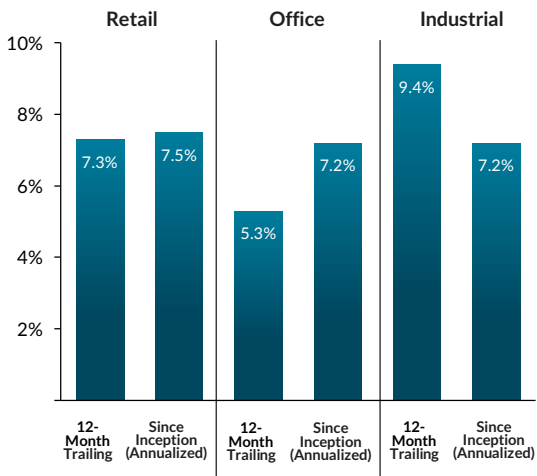
Black Creek Diversified Property Fund (DPF) employs a disciplined investment strategy that seeks to provide:¹

- Current income in the form of consistent cash distributions²
- Realized capital appreciation from active investment and asset management
- Preservation of stockholders' capital investments
- Diversification by investing in multiple property types of commercial real estate³

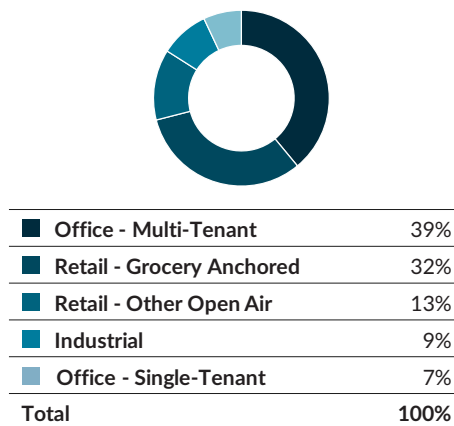
Portfolio Characteristics as of June 30, 2019

NAV Inception	September 30, 2012	Net Rentable Square Feet	Approximately 7.7 million
06/30/19 NAV (calculated monthly)	\$7.30	Weighted Average Remaining Lease Term (based on annual base rent)	5.6 years
Assets⁴	\$1.9 billion	Minimum Investment⁶	\$2,500
Percent Leased	Approximately 92.3%	Distribution Rate^{2,7} at NAV^{8,9}	4.29%
Leverage Ratio⁵	43.4%	Sharpe Ratio¹⁰ (since NAV inception) at NAV⁸	2.75
Number of Properties⁴	47 Total 12 Office 28 Retail 7 Industrial	Top Corporate Tenants by Annualized Base Rent¹¹	Stop & Shop Seton Healthcare Network Mizuho Bank, Ltd. Trinet USA, Inc.

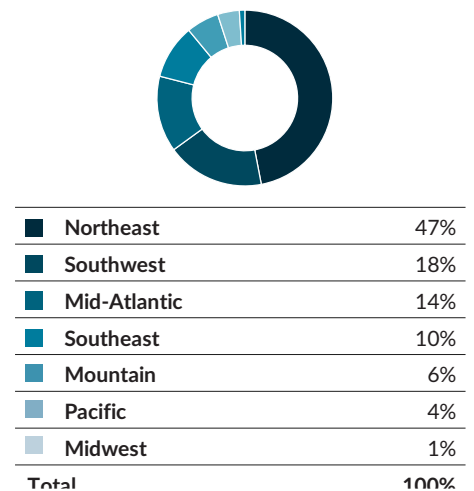
Property Level Returns by Sector^{7,12}



Property Type Allocation⁴



Diversified by Geography⁴



Fund Performance⁷ as of June 30, 2019

	Trailing Three-Months 03/31/2019- 06/30/2019	One-Year 06/30/2018- 06/30/2019	Three-Year Annualized 06/30/2016- 06/30/2019	Five-Year Annualized 06/30/2014- 06/30/2019	Since Inception Annualized 09/30/2012- 06/30/2019
Income¹³	1.07%	4.18%	4.04%	4.00%	4.05%
Appreciation¹⁴	-0.21%	-2.51%	-0.35%	0.84%	1.41%
Class S Share Return at NAV	0.86%	1.67%	3.69%	4.84%	5.46%
Class S Share with Sales Charge (Net)⁹	-2.55%	-1.77%	2.64%	4.23%	5.00%

DPF Class S Share Fees

Availability	Through transactional / brokerage accounts
Up-front Selling Commission	Up to 3.5%
Up-front Dealer Manager Fee	None
Annual Distribution Fee (trailing compensation)	0.85%
Advisor Fees	
Management Fee	1.10% per annum of NAV, payable monthly
Performance Participation Allocation	12.5% of the annual total return, subject to a 5% hurdle amount, catch-up and loss carryforward

Risk Factors

- Past performance is not a guarantee of future results. Investing in shares of Black Creek Diversified Property Fund (DPF) common stock involves a high degree of risk.
- Investing in real estate assets entails certain risks, including changes in: the economy, supply and demand, laws, tenant turnover, interest rates (including periods of high interest rates), availability of mortgage funds, operating expenses and cost of insurance. This investment will offer limited liquidity options to investors. There is no guarantee of any return on investment and stockholders may lose the amount they invest. Real estate investment trusts (REITs) are not suitable for all investors.
- An investment in DPF is not a direct investment in commercial real estate, but rather an investment in a REIT that owns commercial real estate.
- Further, investing in DPF stock involves additional and substantial risks specific to DPF, including, among others, that:
 - i. There is no public trading market for shares of DPF's common stock, and DPF does not expect that there will ever be a public trading market for its shares, so redemption of shares by them will likely be the only way to dispose of your shares.
 - ii. DPF's redemption program imposes limits on redemptions. DPF may amend, suspend or terminate its share redemption program at any time. As a result, DPF's shares have only limited liquidity and may become illiquid. Beginning in the first quarter of 2009 through the third quarter of 2016, redemption requests for Class E shareholders exceeded the redemption limits set forth in DPF's Class E share redemption program and associated offering materials, which during that time frame was limited to a 5% per year cap and other limitations with respect to Class E shareholders and DPF conducted a number of self-tender offers to supplement this liquidity. As a result, investors who sought to redeem their Class E shares during that period only received a portion of the proceeds they requested, either through the redemption program or self-tender offers that were conducted by DPF, and were required to resubmit redemption requests periodically in order to renew their request to either have their shares tendered or purchased pursuant to a tender offer. During this time period, these Class E shareholders did continue to receive distributions on the shares they retained.
 - iii. The purchase and redemption price for shares of DPF's common stock will be generally based on the NAV of each class of common stock and will not be based on any public trading market. DPF's NAV will not represent DPF's enterprise value and may not accurately reflect the actual prices at which DPF's assets could be liquidated on any given day, the value a third party would pay for all or substantially all of DPF's shares, or the price that DPF's shares would trade at on a national stock exchange. The board of directors may amend DPF's NAV procedures from time to time.
 - iv. Some of DPF's executive officers and directors and other key personnel are also officers, directors, managers, key personnel and / or holders of an ownership interest in its advisor, its dealer manager and / or other entities related to its advisor. As a result, they face conflicts of interest, including but not limited to conflicts arising from time constraints, allocation of investment opportunities and the fact that the fees its advisor will receive for services rendered to DPF will be based on DPF's NAV, the procedures for which its advisor will assist its board of directors in developing, overseeing, implementing and coordinating.
 - v. If DPF fails to maintain its status as a REIT, it would adversely affect its results of operations and its ability to make distributions to its stockholders.
 - vi. The amount of distributions DPF may make is uncertain, is not guaranteed, may be modified at the program's discretion, and is subject to board approval. DPF may pay distributions from sources other than cash flow from operations including, without limitation, the sale of assets, borrowings or offering proceeds (including the return of principal amounts invested). The use of these sources for distributions would decrease the amount of cash DPF has available for new investments, repayment of debt, share redemptions and other corporate purposes, and could reduce your overall return and dilute the value of your investment in shares of DPF common stock. Our distributions for the quarter ending March 31, 2019 were 41.8% funded from cash flows from operations and 58.2% was funded from borrowings. Our distributions for the years ended December 31, 2018, 2017 and 2016, on an annualized basis, were fully funded from our operations. When looking at individual quarters within those periods, in some cases our distributions were not fully funded from our operations for such quarters. In such cases, the shortfall was funded from borrowings, and ultimately made up with excess cash from operations from other quarters during the same period. Cash flow from operations does not include a reduction to cash flow resulting from on-going capital expenditures as GAAP defines those cash outflows as part of investment activities. Nonetheless, capital expenditures are inherently a significant and material part of the on-going business of DPF. Furthermore, cash flow from operations, after deducting capital expenditures, may not be sufficient to fund 100% of DPF's distribution. For example, cash flow from operations, after deducting capital expenditures, for each of the years ended December 31, 2017 and 2016, would not have been sufficient to fund DPF's entire distribution amounts. Furthermore, due to two recent large lease expirations, DPF may incur higher capital expenditures over the next two years, continuing to make funding distributions through cash flows from operations, after deducting capital expenditures, unlikely over that period of time.
 - vii. The payment of fees by DPF to its advisor and its dealer manager will reduce the cash available for distribution and will increase the likelihood that investors are unable to recover the amount of their investment in DPF.
 - viii. In connection with DPF's offering, it incurs fees and expenses. In particular, DPF expects to incur a dealer manager and distribution fee which are expected to reduce the amount of distributions received by certain investors and as a result will lower the overall return to such investors. Also, DPF has and expects to continue to incur organizational and offering related expenses which reduce the overall cash flow of DPF and negatively impact its NAV and could negatively impact your overall return.

This material must be read in conjunction with the DPF prospectus in order to understand fully all of the implications and risks of the offering of securities to which it relates. This document must be preceded or be accompanied by a prospectus, which contains important information about DPF. This is neither an offer to sell nor a solicitation of an offer to buy the securities described in the DPF prospectus. The offering is being made only by the DPF prospectus. Neither the Securities and Exchange Commission nor any other state securities regulator has approved or disapproved of the securities or determined if the prospectus is truthful or complete. In addition, the Attorney General of the State of New York has not passed on or endorsed the merits of the offering. Any representation to the contrary is unlawful. DPF is not an investment company registered under the Investment Company Act of 1940.

Please be aware that DPF, Black Creek Diversified Property Advisors LLC, Black Creek Diversified Property Advisors Group LLC, Black Creek Capital Markets, LLC and their respective officers, directors, employees and affiliates are not undertaking to provide impartial investment advice or to give advice in a fiduciary capacity in connection with DPF's public offering or the purchase of DPF's common stock and that the Advisor and the Dealer Manager have financial interests associated with the purchase of DPF's common stock, as described in DPF's prospectus, including fees, expense reimbursements and other payments they anticipate receiving from DPF in connection with the purchase of DPF's common stock. These materials are not intended as a recommendation to make an investment in DPF's common stock and investors should consult their financial advisors before making an investment decision.

1. There can be no assurance that these objectives will be met through an investment in DPF.
2. The amount of distributions DPF may make is uncertain, is not guaranteed, may be modified at the program's discretion, and is subject to board approval. DPF may pay distributions from sources other than cash flow from operations including, without limitation, the sale of assets, borrowings or offering proceeds (including the return of principal amounts invested). The use of these sources for distributions would decrease the amount of cash DPF has available for new investments, repayment of debt, share redemptions and other corporate purposes, and could reduce your overall return and dilute the value of your investment in shares of DPF common stock. Our distributions for the quarter ending March 31, 2019 were 41.8% funded from cash flows from operations and 58.2% was funded from borrowings. Our distributions for the years ended December 31, 2018, 2017 and 2016, on an annualized basis, were fully funded from our operations. When looking at individual quarters within those periods, in some cases our distributions were not fully funded from our operations for such quarters. In such cases, the shortfall was funded from borrowings, and ultimately made up with excess cash from operations from other quarters during the same period. Cash flow from operations does not include a reduction to cash flow resulting from on-going capital expenditures as GAAP defines those cash outflows as part of investment activities. Nonetheless, capital expenditures are inherently a significant and material part of the on-going business of DPF. Furthermore, cash flow from operations, after deducting capital expenditures, may not be sufficient to fund 100% of DPF's distribution. For example, cash flow from operations, after deducting capital expenditures, for each of the years ended December 31, 2017 and 2016, would not have been sufficient to fund DPF's entire distribution amounts. Furthermore, due to two recent large lease expirations, DPF may incur higher capital expenditures over the next two years, continuing to make funding distributions through cash flows from operations, after deducting capital expenditures, unlikely over that period of time.
3. Diversification does not assure a profit or protect against loss in a declining market.
4. Measured by fair value, real property only.
5. Total principal outstanding under DPF's total borrowings, divided by the fair value of DPF's real property and debt investments.
6. Minimum investment may vary by state.
7. Performance is measured by total return, which includes income and appreciation. Total return represents the compound annual rate of return assuming reinvestment of all distributions. Past performance is not a guarantee of future results. Performance data quoted above is historical. Current performance may be higher or lower than the performance data quoted.
8. The performance data does not reflect the deduction of taxes that a shareholder would pay on fund distributions or the sale of fund shares, as applicable. The NAV is based on estimated values. Please see the NAV Methodology page at blackcreekdiversified.com for more detailed information. The Class T/S Share with Sales Charges returns shown are based on the maximum up-front sales commission and ongoing distribution/dealer manager fees that were in effect for the time period indicated. Prior to September 1, 2017, Class T/S Shares were offered with an up to 3.0% sales commission and 1.10% per annum of aggregate annual distribution and dealer manager fees. Beginning September 1, 2017, Class T/S Shares are offered with an up to 3.5% up-front sales loads to investors and 0.85% per annum in distribution fees. Performance shown at NAV does not include maximum up-front sales charge at initial subscription.
9. Represents the net annualized distribution rate which is calculated as the gross annualized distribution rate less annual distribution fees if applicable and divided by NAV. Net annualized distribution rate assumes the NAV per share at the end of each month remains the same. The actual net annualized distribution rate for an individual stockholder will vary based on the NAV and the actual amount of distribution fees payable. For each of the years ended 2012 through 2017, cash flows from operations exceeded total distributions. Our distributions for the quarter ending March 31, 2019 were 41.8% funded from cash flows from operations and 58.2% was funded from borrowings. Our distributions for the years ended December 31, 2018, 2017 and 2016, on an annualized basis, were fully funded from our operations. When looking at individual quarters within those periods, in some cases our distributions were not fully funded from our operations for such quarters. When looking at individual quarters within those periods, in some cases our distributions were not fully funded from our operations for such quarters. In such cases, the shortfall was funded from borrowings, and ultimately made up with excess cash from operations from other quarters during the same period.
10. Sharpe Ratio is a measure for calculating risk-adjusted return, and is calculated by subtracting the risk-free rate — such as that of the 3-Month Treasury Bill — from the rate of return for a portfolio and dividing the result by the standard deviation of the portfolio returns.
11. None of the tenants named have endorsed Black Creek Diversified Property Fund or its public offering. The names are included only for purposes of your evaluation of the quality of the tenant base of the properties owned and operated by Black Creek Diversified Property Fund. Top tenants are listed by annualized base rent, starting with the largest tenant.
12. NAV inception is September 30, 2012. The historical returns presented show share performance since September 30, 2012, which is when DPF first sold Class A, W and I shares after converting to an NAV REIT on July 12, 2012. Subsequently, as a result of a share restructuring effective as of September 1, 2017, DPF's outstanding Class A, W and I shares changed to Class T, Class D and a new version of Class I shares, respectively. DPF also created a new Class S share, with the same NAV per share and class-specific expenses as Class T shares. Accordingly, in this table, the return of the Class D shares reflects the performance of the Class W shares since NAV inception through the restructuring date. In connection with the restructuring, DPF also revised its fee structure with its advisor and dealer manager and its NAV methodology, which will affect returns going forward. Please see DPF's definitive proxy statement filed with the Securities and Exchange Commission on June 7, 2017, for more information about the fee changes and our pro forma estimates of how those fee changes would have affected returns on DPF shares in the years 2013-2016. Investors in DPF's fixed price offerings prior to NAV inception on September 30, 2012 are likely to have a lower return.
13. Income is defined as distributions primarily paid from sources such as cash flow from operations, but can also include, without limitation, the sale of assets, borrowings or offering proceeds (including the return of principal amounts invested).
14. Appreciation is the return derived from changes in the NAV.

NOT A DEPOSIT | NOT FDIC INSURED | NOT GUARANTEED BY THE BANK | MAY LOSE VALUE | NOT INSURED BY ANY FEDERAL GOVERNMENT AGENCY

Black Creek Capital Markets, LLC, Distributor | Member FINRA | 518 17th Street, 17th Floor | Denver, CO 80202

866.324.REIT(7348) | blackcreekdiversified.com | blackcreekgroup.com

BCDPF-RET-MFSS-JUL19